

Installation Plugin

Davide Madeddu, One Team srl

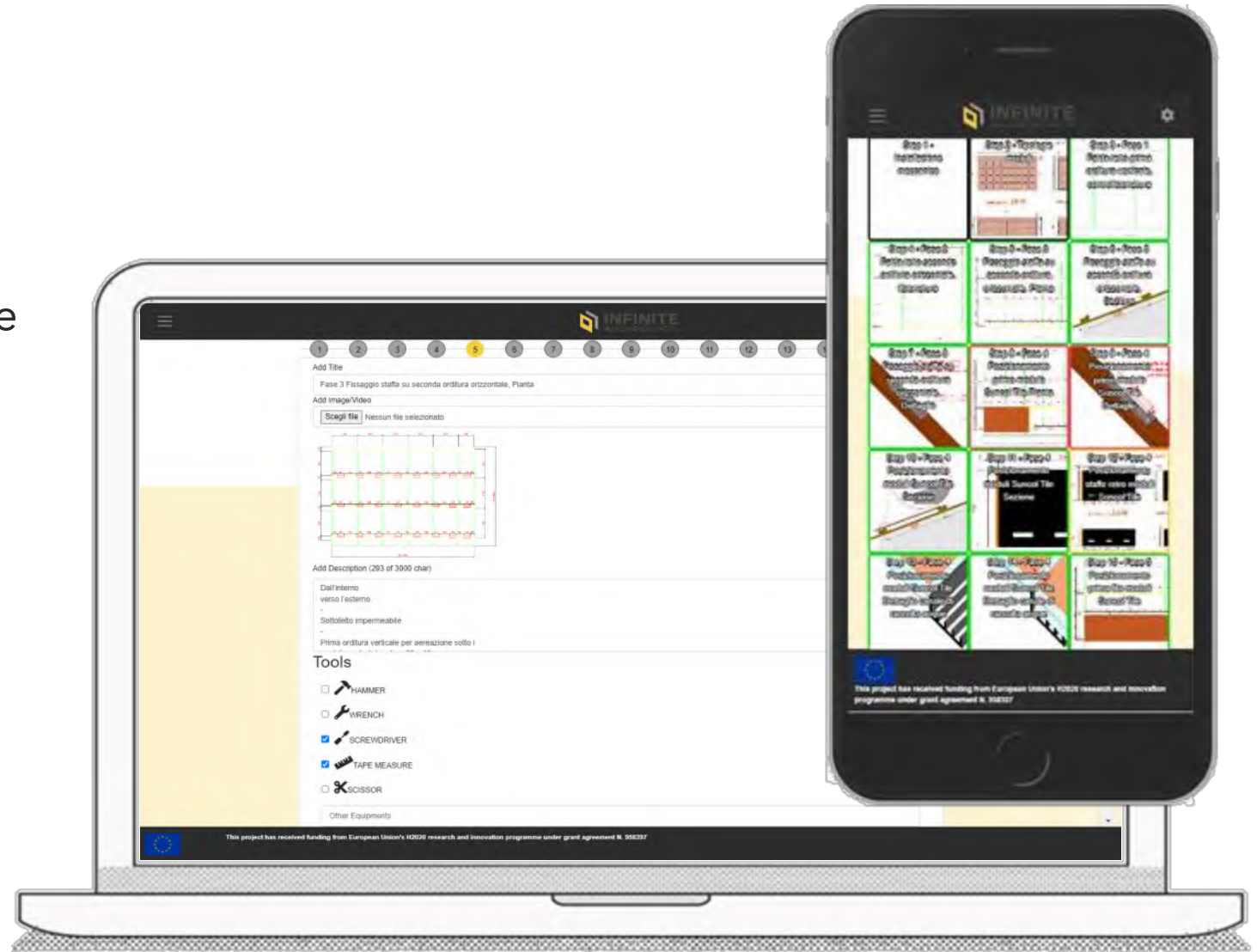
Online, 11/06/2024



INFINITE project has received funding from the European Union's Horizon 2020 research and innovation programme under grant agreement No **958397**

Installation plugin

- Supports the installation phase
- Helps installers, facility managers, practitioners to operate correctly and in time during the installation and dismantling
- Interactive guideline for installation
 - monitor construction
 - quality
 - safety



Installation plugin

1. Create Plugin Resource



Plugin resource

2. Create Installation Wizard (to define step-by-step installation procedure)



Step 1

Step 2

Step 3

Step ...

3. Select and use Installation procedure



Plugin resource

Step 1

Step 2

Step 3

Step ...


Installation plugin – Create procedure

The screenshot displays the 'INFINITE' software interface during the 'Create procedure' process. At the top, a progress bar shows five steps: 1. Document (highlighted in yellow), 2. Classification, 3. Description & Tag, 4. References & Links, and 5. Status. Below the progress bar, there are two radio buttons: the first is selected and labeled 'This is a DOCUMENT resource - i want to upload files', and the second is unselected and labeled 'This is a PLUGIN resource - i do not upload files'. A large dashed-line box contains a cloud icon with an upward arrow, the text 'Drag & Drop to Upload File', the word 'OR', and a 'Browse File' button. At the bottom right of this box is a 'Next' button. The background features a faint, stylized architectural drawing of a building.

Installation plugin – on mobile device



Installation plugin – AR




Consortium

Coordinator



Project Partners

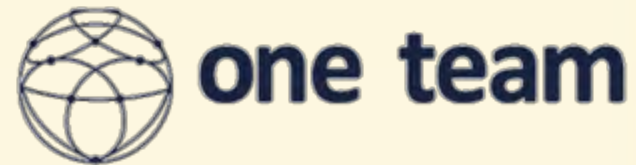


Thank you

Davide Madeddu

One Team srl

Davide.Madeddu@oneteam.it



INFINITE project has received funding from the European Union's Horizon 2020 research and innovation programme under grant agreement No 958397